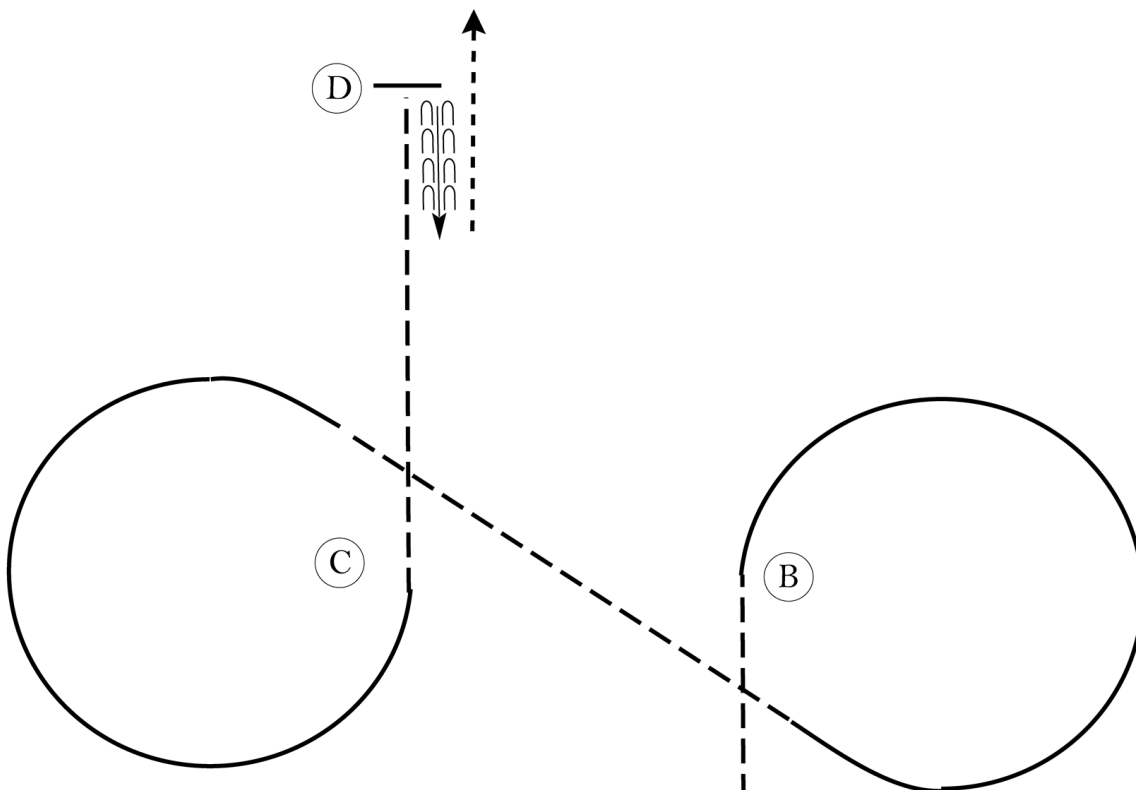


# 2019 AREA 1 SOUTHERN ONTARIO SPRING CLASSIC

## HUNT SEAT EQUIT. (ROOKIE & LEVEL 1 YOUTH & AMATEUR)

Show Date: Saturday, June 1, 2019



Be ready before A.

1. Walk to A.
2. Posting trot on the left diagonal to B.
3. At B, canter a circle to the right.
4. When even with B, sitting trot to C.
5. At C, canter a circle to the left.
6. Posting trot on the right diagonal from C to D.
7. Stop at D and back approximately one horse length.

Exit at a walk.

Follow the instructions of your ring steward.

Walk	-----
Trot	- - - - -
Extended Trot	-----
Canter	-----
Leg Yield	
Lead Change	↙ ↘
Back	← ← ← ← ←
Marker	(B)
Sidepass	← ← ← ← ←
Hand Gallop	-----

[HSE/1-41]

**Pattern Provided by:**

*Mike Edwards, WA & Derek Hanscome, NS*

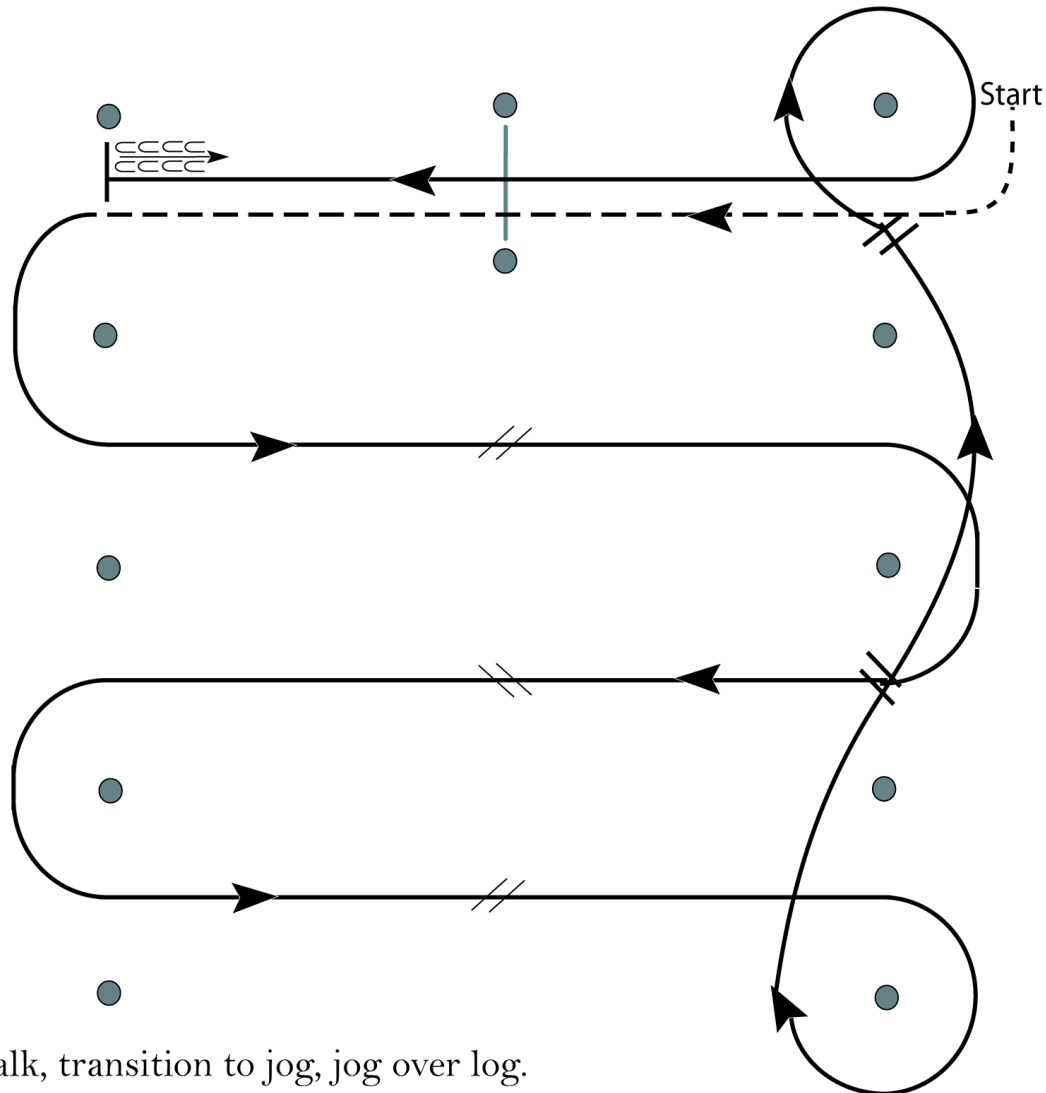
www.HorseShowPatterns.com

www.HorseShowPatterns.com

# 2019 AREA 1 SOUTHERN ONTARIO SPRING CLASSIC

WESTERN RIDING (ROOKIE & LEVEL 1 OPEN, YOUTH & AMATEUR)

Show Date: Saturday, June 1, 2019



1. Walk, transition to jog, jog over log.
2. Transition to left lead lope.
3. First crossing change.
4. Second crossing change.
5. Third crossing change.
6. Circle and first line change.
7. Second line change and circle.
8. Lope log.
9. Stop and back.

[WR/GP-2]

Pattern Provided by:

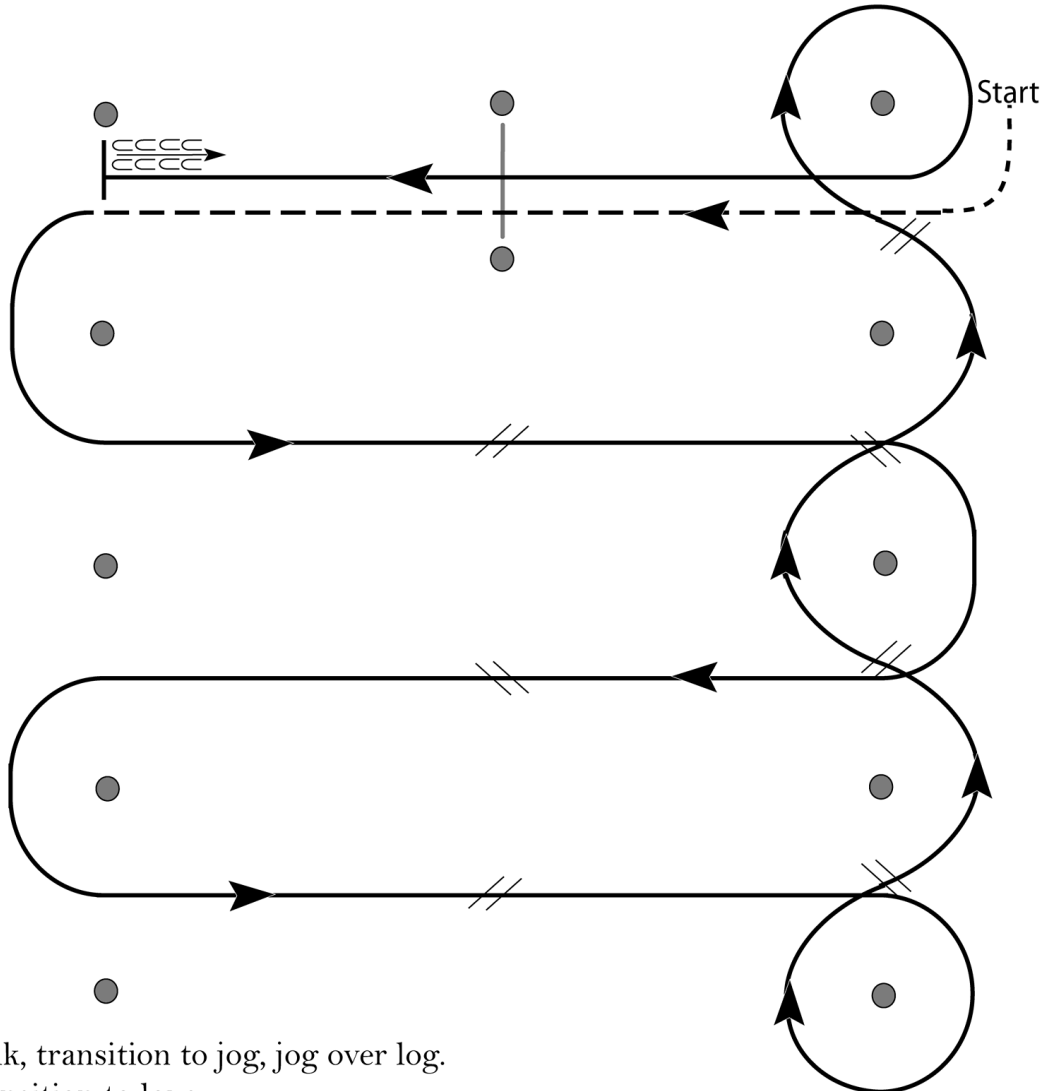
*Mike Edwards, WA & Derek Hanscome, NS*

# 2019 AREA 1 SOUTHERN ONTARIO SPRING CLASSIC WESTERN RIDING (YOUTH, AMATEUR & OPEN)

Show Date: Saturday, June 1, 2019

w w w . H o r s e S h o w P a t t e r n s . c o m

w w w . H o r s e S h o w P a t t e r n s . c o m



1. Walk, transition to jog, jog over log.
2. Transition to lope.
3. First crossing change.
4. Second crossing change.
5. Third crossing change.
6. Circle and first line change.
7. Second line change.
8. Third line change.
9. Fourth line change and circle.
10. Lope log.
11. Lope, stop and back.

[WR/OP-2]

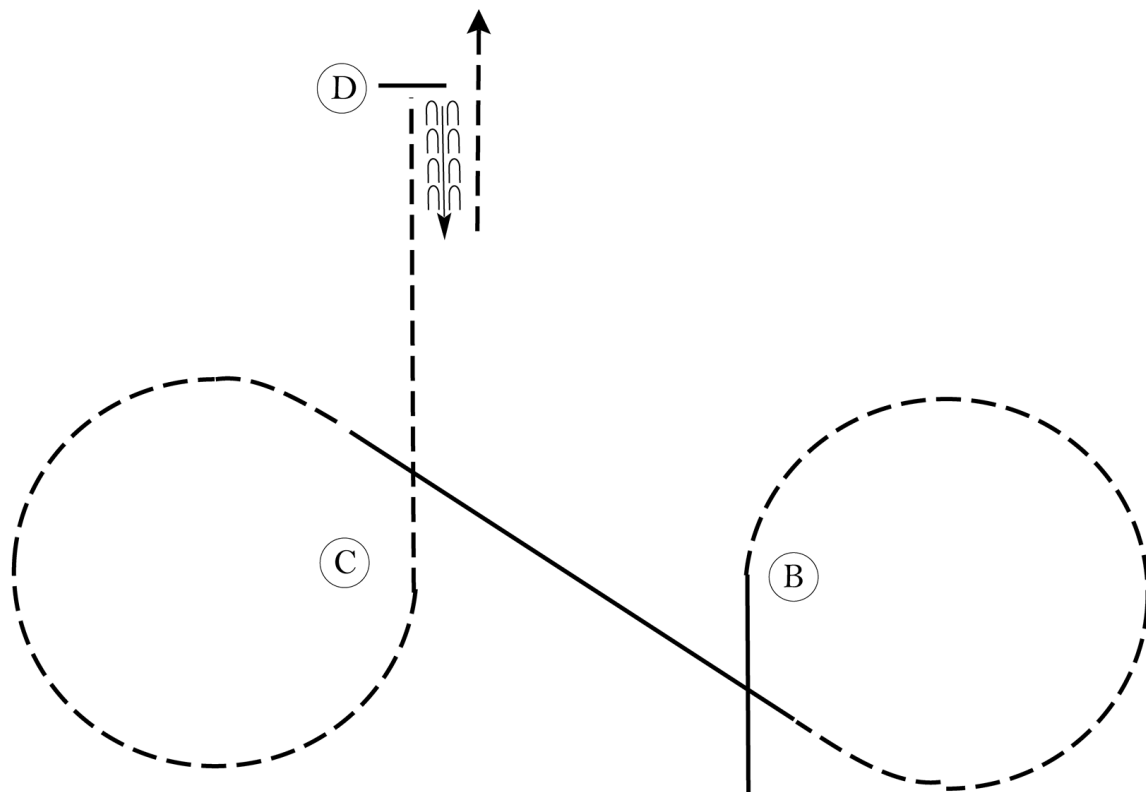
**Pattern Provided by:**

*Mike Edwards, WA & Derek Hanscome, NS*

# 2019 AREA 1 SOUTHERN ONTARIO SPRING CLASSIC

## HUNT SEAT EQUIT. (YOUTH ALL AGES, AMATEUR & SELECT)

Show Date: Saturday, June 1, 2019



Be ready before A.

1. Walk to A.
2. Canter on the right lead to B.
3. Posting trot a circle to the right on the left diagonal.
4. When even with B, canter on the left lead to C.
5. At C, posting trot a circle to the left on the right diagonal.
6. Sitting trot from C to D.
7. Stop at D and back approximately one horse length.

Exit at a sitting trot.

Follow the instructions of your ring steward.

Walk	-----
Trot	- - - - -
Extended Trot	- - - - -
Canter	—————
Leg Yield	
Lead Change	↘
Back	←←←←←
Marker	(B)
Sidepass	← - - - - ←
Hand Gallop	-----

[HSE/2-41]

**Pattern Provided by:**

*Mike Edwards, WA & Derek Hanscome, NS*

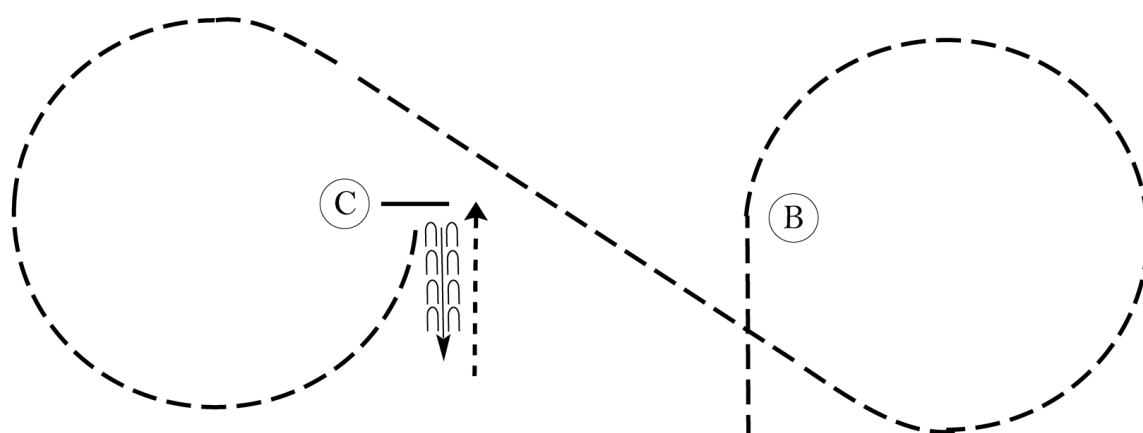
www.HorseShowPatterns.com

www.HorseShowPatterns.com

# 2019 AREA 1 SOUTHERN ONTARIO SPRING CLASSIC

## HUNT SEAT EQUIT. (LEVEL 1 WALK TROT YOUTH & AMATEUR)

Show Date: Saturday, June 1, 2019



Be ready before A.

1. Walk to A.
2. Sitting trot to B.
3. At B, trot a circle to the right on the left diagonal.
4. When halfway to C, change diagonals.
5. Posting trot on the right diagonal to and around C.
6. Stop at C and back approximately one horse length.

Exit at a walk.

Follow the instructions of your ring steward.

Walk	-----
Trot	- - - - -
Extended Trot	-----
Canter	—————
Leg Yield	
Lead Change	↘
Back	←←←←←
Marker	Ⓚ
Sidepass	←-----→
Hand Gallop	—————

[HSE/WT-41]

**Pattern Provided by:**

*Mike Edwards, WA & Derek Hanscome, NS*

www.HorseShowPatterns.com

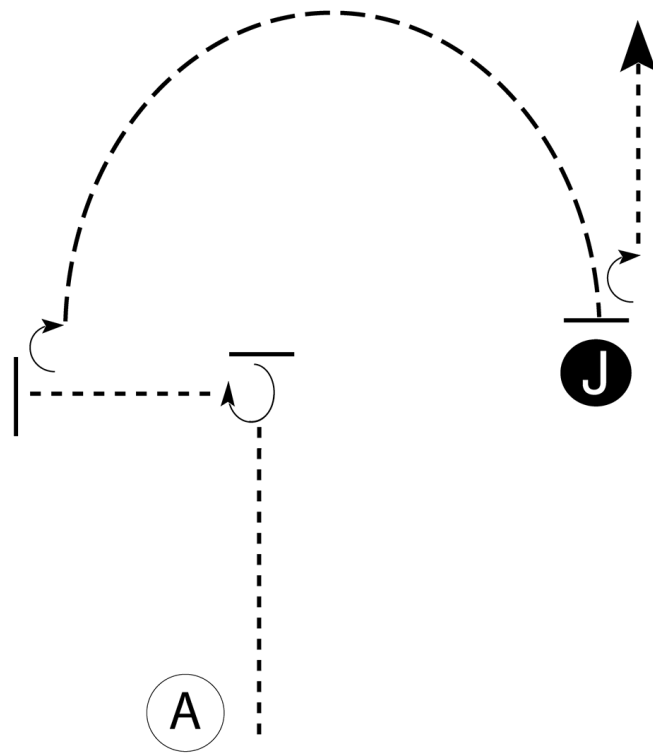
www.HorseShowPatterns.com

# 2019 AREA 1 SOUTHERN ONTARIO SPRING CLASSIC SHOWMANSHIP (ROOKIE & LEVEL 1 YOUTH & AMATEUR)

*Show Date: Saturday, June 1, 2019*

www.HorseShowPatterns.com

www.HorseShowPatterns.com



Be ready at A.

1. When acknowledged, walk until even with Judge.
2. Stop and perform a 270 degree turn.
3. Walk approximately two horse lengths.
4. Stop and perform a 90 degree turn.
5. Trot in a half circle to Judge.
6. Stop and set up for inspection.
7. When dismissed, perform a 180 degree turn and walk straight away from judge.

Follow the instructions of your ring steward.

Walk	-----
Trot	- - - - -
Back	←
Marker	Ⓟ
Judge	Ⓝ

[S/1-68]

**Pattern Provided by:**

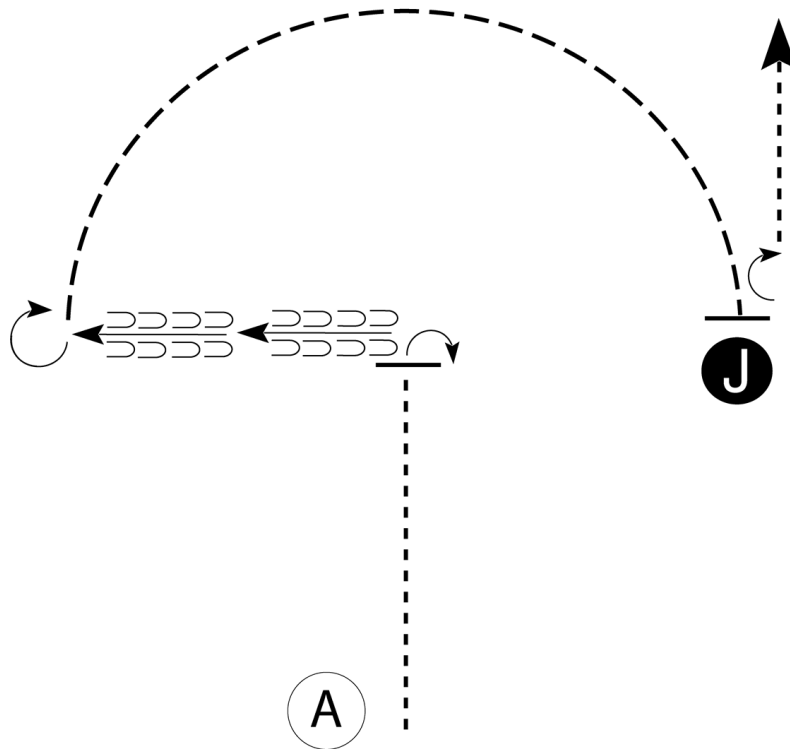
*Mike Edwards, WA & Derek Hanscome, NS*

# 2019 AREA 1 SOUTHERN ONTARIO SPRING CLASSIC SHOWMANSHIP (YOUTH ALL AGES, AMATEUR & SELECT)

*Show Date: Saturday, June 1, 2019*

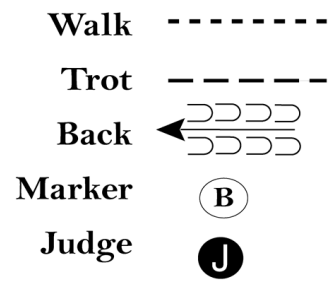
www.HorseShowPatterns.com

www.HorseShowPatterns.com



Be ready at A.

1. When acknowledged, walk until horse's hip is even with Judge.
2. Perform a 90 degree turn.
3. Back approximately two horse lengths.
4. Stop and perform a 270 degree turn.
5. Trot in a half circle to Judge.
6. Stop and set up for inspection.
7. When dismissed, perform a 180 degree turn and walk straight away from judge.



Follow the instructions of your ring steward.

[S/2-68]

**Pattern Provided by:**

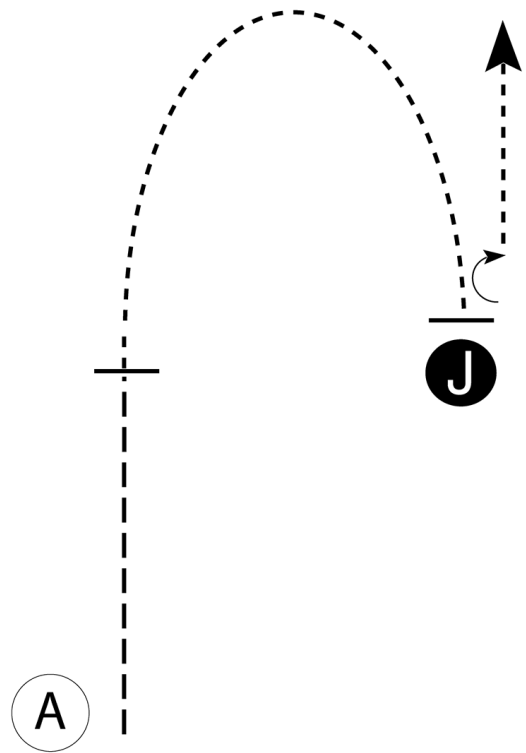
*Mike Edwards, WA & Derek Hanscome, NS*

# 2019 AREA 1 SOUTHERN ONTARIO SPRING CLASSIC SHOWMANSHIP (SMALL FRY)

Show Date: Saturday, June 1, 2019

w w w . H o r s e S h o w P a t t e r n s . c o m

w w w . H o r s e S h o w P a t t e r n s . c o m



Be ready at A.

1. When acknowledged, trot until even with Judge.
2. Stop and pause briefly.
3. Walk in a half circle to Judge.
4. Stop and set up for inspection.
5. When dismissed, perform a 180 degree turn and walk straight away from judge.

Follow the instructions of your ring steward.

Walk	-----
Trot	- - - - -
Back	←
Marker	Ⓟ
Judge	Ⓝ

[S/WT-68]

**Pattern Provided by:**  
*Mike Edwards, WA & Derek Hanscome, NS*